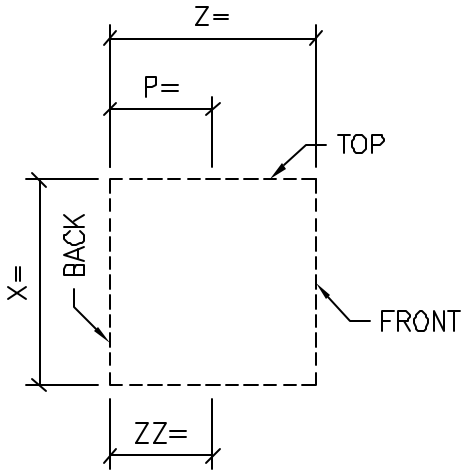



GENERIC COLUMN



CHOOSE PROFILE:

PLEASE SELECT ONE



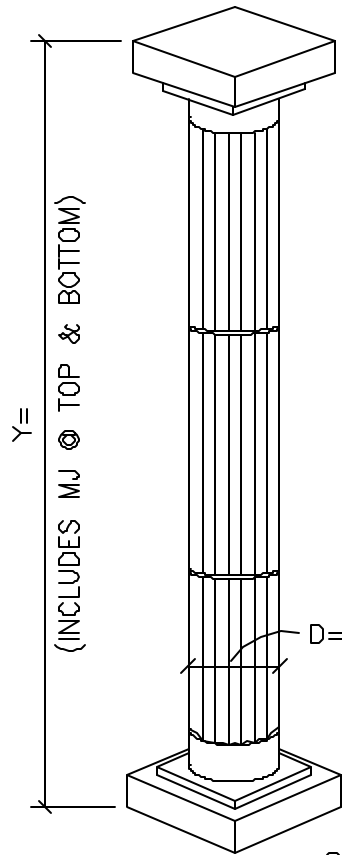
SOLID



HOLLOW

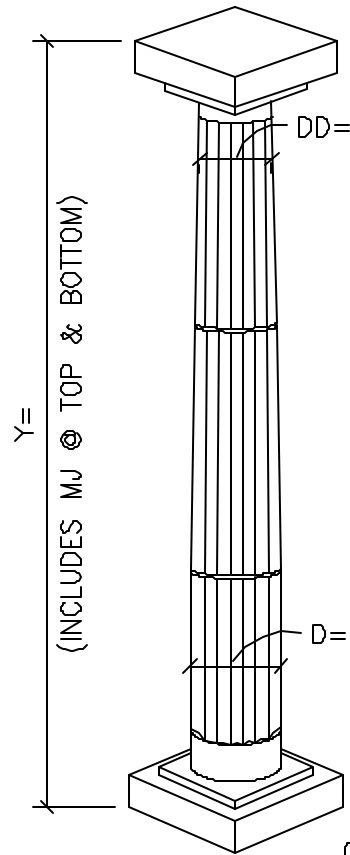


EXAMPLE PHOTO
OF COLUMN



QTY: _____

1 ISOMETRIC VIEW
COLUMN STRAIGHT FLUTED



QTY: _____

1 ISOMETRIC VIEW
COLUMN TAPERED FLUTED

For proportional reasons,
6 shaft segments are
suggested when a column
is 14' or taller.

STANDARD COLOR CHOICES:
TAN \ WHITE \ BUFF

Please print clearly

Unit ID: 12922